

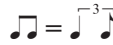
Three Simple Steps

Rev. 9/1/22

Music and Lyrics by Emmet Smith

BEN: "...(cont.) Here, look! This one has a formula." (GO)

(♩=168) Glenn Miller "In The Mood" with an MT lift

♩ =  Give 2 + 4 some love, like a rhythm guitar player

BEN: (CONT'D): "In order to achieve true love, one must perform three simple steps."

WILL: That doesn't seem too hard.





BEN: "Step #1: Locate the object of your affection."

WILL: How do I do that?"



9 Verse 1

BEN:

17 18 19 20

You will see if her fam - i - ly is taste - ful by the hem line of her gown.

E \flat F7

21 22 23 24

WILL: "Huh?" BEN: "Step 2: Provoke a conflict."

So look down.

A \flat A \flat m E \flat

25 26 27 28

BEN:

Once you've found her, show you can def - end her.

E \flat F7

29 30 31 32

BEN: "Step 3: Practice entitlement."

Find a cause to fight and take com - mand. Then

F m7 F m7(b5) E \flat

33 34 35 36

if you claim love strong - ly, she'll sur - ren - der; — state you've searched ac - ross the land

E \flat F7

37 38 39 40

WILL: "This is kind of aggressive." BEN: "I didn't write it!"

for her hand. It's the

Fm7 Fm7(b5) E \flat

41 Chorus 1

42 43 44

three sim - ple steps.

E \flat D \flat /E \flat Fm7(b5)/E \flat E \flat E \flat D D \flat

45 46 47 48

Three sim - ple steps. If you're

Cm7 F7 Emaj7 E \flat E \flat D D \flat

49 50 51 52

af - ter true love's kiss, it says to fol - low this check - list. 'Cause it's

Cm Bmaj7

53 54 55 56

one, two, three sim - ple steps. **BEN:** "You wanna give it a try?"

Fm7 Fm7add9 Fm7/Bb Ab/Eb Eb

57 58 59 60 61

WILL: "Locate the object of your affection, provoke a conflict, and practice entitlement." **BEN:** "You got it!" So

F7 Ab Abm Eb

WILL:

62 Verse 2

63 64

find my la - dy, woo her, win her, kiss her. I

Eb F7

65 66 67

would if some - one could _____ just tell me where. _____ Been

F m7 F m7(b5) E♭

68 69 70 71

sear - ching all _____ year long, _____ but must have missed _____ her. **BEN:** I'm al - most there.

E♭ F 7 Is there still hope?

72 73 74 75

BEN: **BEN:** "Oh, a footnote! It says:"

Al - most there.

F m7 F m7(b5) E♭

76 77 78 79

I _____ I can't see _____

These three steps _____ won't find _____ your true _____ love _____ FOR you. You

E_b **F7**

80 81 82 83

why? _____ Why _____ is this so hard for me? _____

must do more than sim - ply play the part. To

Fm7 **Fm7(b5)** **E_b** **E_b**

84 85 86 87

I've _____ looked ev - ry - where. _____

write your sto - ry tru - ly, we im - plore _____ you: pay at - ten - tion from the start...

F7

88 89 90 91

She's... But she's not there... ..to your heart. It's the

F m7 F m7(b5) Eb

92 Chorus 2

93 94 95

Three simple steps.

three simple steps.

Eb Db/Eb F m7(b5)/Eb Eb Eb D Db

96 97 98 99

Three simple steps. Still don't

Three simple steps.

C m7 F 7 E m a j 7 Eb Eb D Db

100 101 102 103

know what I ___ would do. ___ Could I prac - tice them on you? ___ Prac - tice

Cm Bmaj7

104 105 106 107

one, two, three, I've

Ea - sy as one, two, three.

Fm7 Fm7add9 Fm7/Bb Fm7 Fm7add9 Fm7/Bb

108 Bridge

109 110 111 WILL: "Oh, uh-"

searched for ___ you all ___ ac - ross the land! ___

BEN: "That's Step 3, you gotta do #2 first!"

B B Ebm7/Bb Abm7 Gb B/Gb Gb

WILL: "Right?"

112 113 114 115

I'll pro-voke a con - flict with this Knight.

BEN: "Yeah! Imagine Stefan!"

116 117 118 119

Now it's time for me to take your hand.

BEN: "Oh."

sub.p *ff*

120 121 122 123

Fin' - lly fin - ding you it feels so right!

(can float)

Feels so right!

124 Chorus 3

125 126 127

Sim - ple steps.

Sim - ple steps.

Db

128 129 130 131

Three sim - ple steps. I don't

Three sim - ple steps.

Cm7 F7 Emaj7 Eb Eb D Db

132 133 134 135

think I ev - er could. —

I think you've got it pret - ty good. Got the

Cm

136 137 138 139

One, two, three, Ea - sy as one two three - zy bree - zy as

one, two, three, Ea - sy as one two three - zy bree - zy as

F m7 F m7add9 F m7/Bb F m7 F m7add9 F/A

140 141

one, two, three... **WILL:** "Ben."

one, two, three... **BEN:** "Too much? Too weird?...(cont.)"

F m7 F m7add9 F m7/Bb

Crashing to a halt